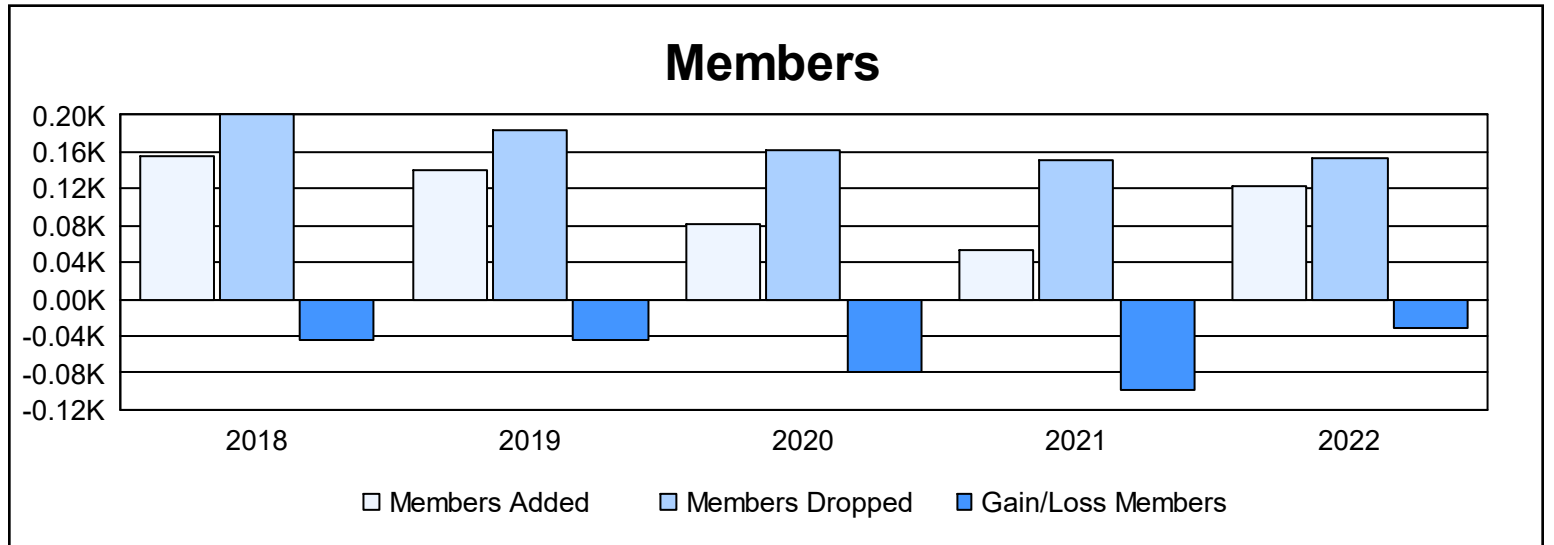
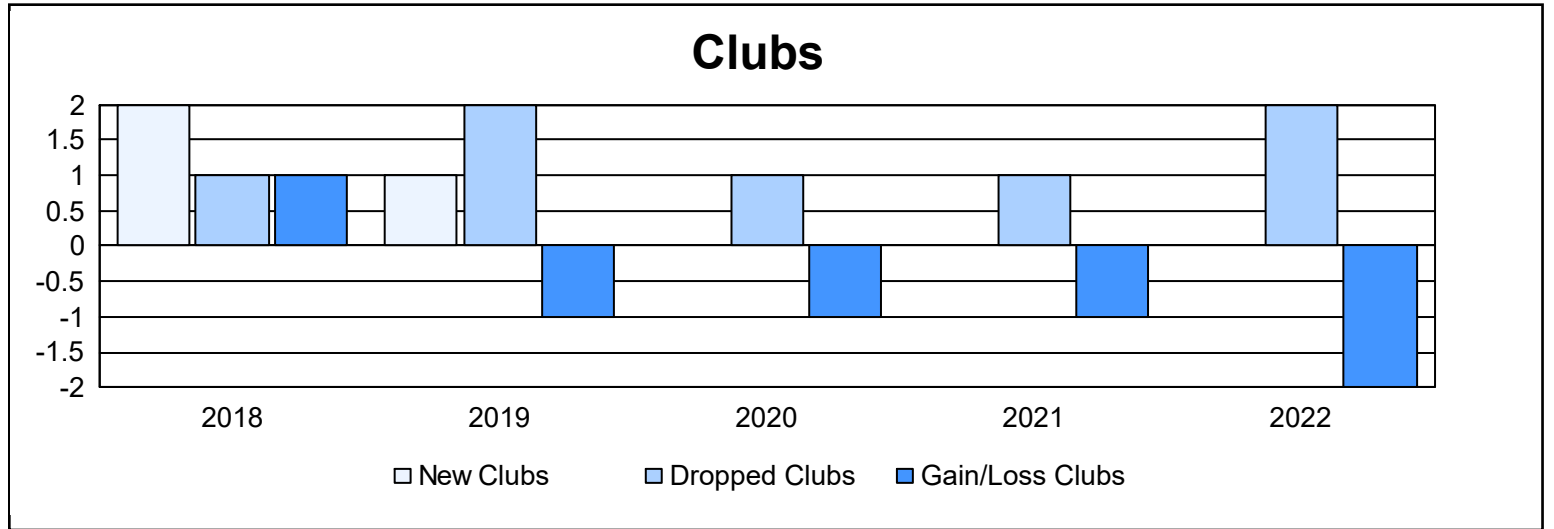
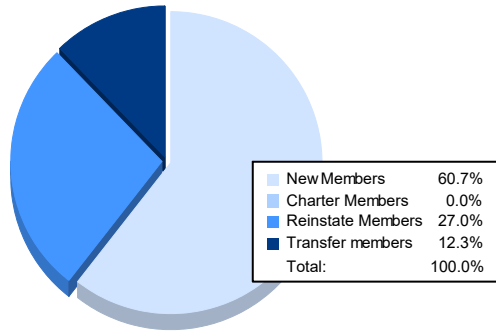


| Year           | New Clubs | Dropped Clubs | Gain/ Loss Clubs | New Members | Charter Members | Reinstate Members | Transfer Members | Total Member Added | Total Members Dropped | Gain/ Loss Members |
|----------------|-----------|---------------|------------------|-------------|-----------------|-------------------|------------------|--------------------|-----------------------|--------------------|
| 2017-2018      | 2         | 1             | 1                | 98          | 52              | 3                 | 3                | 156                | 200                   | -44                |
| 2018-2019      | 1         | 2             | -1               | 89          | 29              | 10                | 12               | 140                | 184                   | -44                |
| 2019-2020      | 0         | 1             | -1               | 66          | 1               | 7                 | 7                | 81                 | 161                   | -80                |
| 2020-2021      | 0         | 1             | -1               | 44          | 0               | 8                 | 1                | 53                 | 151                   | -98                |
| 2021-2022      | 0         | 2             | -2               | 74          | 0               | 33                | 15               | 122                | 153                   | -31                |
| <b>Average</b> | <b>1</b>  | <b>1</b>      | <b>-1</b>        | <b>74</b>   | <b>16</b>       | <b>12</b>         | <b>8</b>         | <b>110</b>         | <b>170</b>            | <b>-59</b>         |



### Membership Composition June 2022 Cumulative



### Gender Composition June 2022 Cumulative

